

Release Notes

- New to version 6.2..... 2
- Release Date..... 2
- Distribution 2
- Updates and Implementations..... 2
 - New Features: 2
 - Modified Features: 4
 - Bug Fixes: 4
 - Further bug fixes in release 6.2.1..... 6
- System requirements..... 6
- Installation, upgrade, and removal 7
 - Install Procedure..... 7
 - Upgrade Procedure..... 7
 - Uninstall Procedure 7
- Online resources..... 7

New to version 6.2.1

Version 6.2 of Nitro PDF Professional includes a series of bug fixes as well as various enhancements to improve the user's experience across the product's interface and tools.

Release Date

21st March 2011

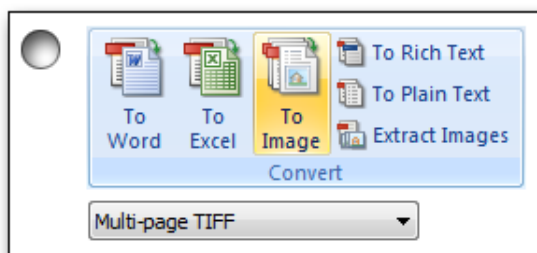
Distribution

Version 6.2.1 is available for download from: http://www.nitropdf.com/updates/professional_v6.asp

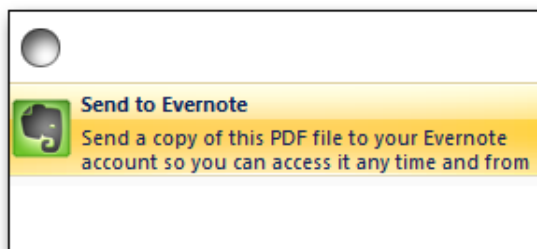
Updates and Implementations

New Features:

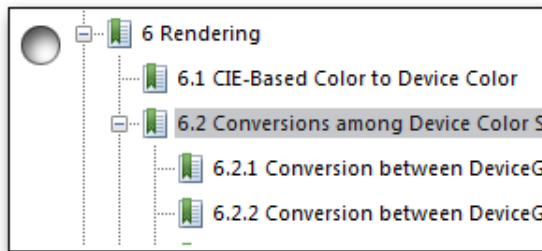
- Support for conversion of PDF files to multi-page TIFF in the PDF to Image dialog. ^[NPR-8137]



- Automatic Evernote[®] plugin integration when the Evernote desktop client is detected on the PC. ^[NPR-8491]



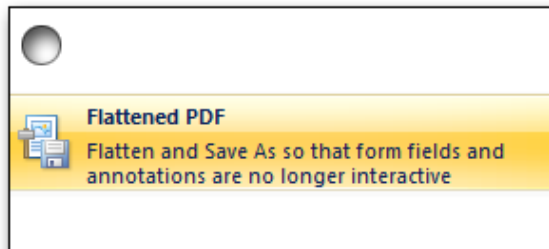
- Scrolling page position is indicated against corresponding bookmarks in the Bookmarks pane. ^[NPR-8182]



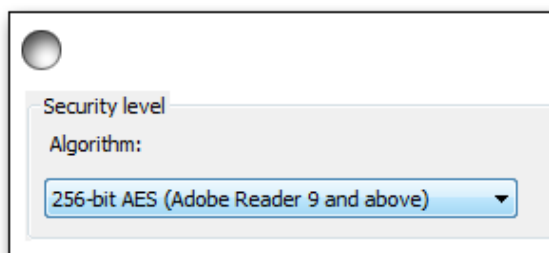
- Pages panel indicates current zoom-area on the page's thumbnail preview. ^[NPR-8181]



- One-click flattening in the File menu to deactivate form fields and annotations. ^[NPR-7575]



- Support for 256-bit encryption and decryption for password and certificate security. ^[NPR-6964]



- Automatic rendering of static URLs into active hyperlinks. [NPR-7957]



- Full screen mode navigation enhancements. [NPR-8004]
- Context-aware panes appear only when they have information to display. [NPR-7017]
- Support for Ultramon™ controls in application frame. [NPR-8035]
- Previous page-view is restored when re-opening a PDF. [NPR-8002]

Modified Features:

- *Update Manager* is more informative and prompts to save and close files before installing updates. [NPR-8206]
- Nitro PDF Creator default *Save* directory changed to *Recent*. [NPR-8312]
- F11 key toggles *Full screen view*. [NPR-8195]
- Support for multi-page range subset *PDF to Word/Excel* conversion. [NPR-8125]
- *Document Properties* displays permission status for page extraction. [NPR-8020]
- *Sticky Note* scrolling is disabled when scrolling the document page. [NPR-7618]
- Ctrl + A highlights the entire document, not just the current page. [NPR-7506]
- *Enter* key completes creation and renaming of bookmarks. [NPR-7046]
- Annotation *Reply* button sets keyboard focus inside reply field. [NPR-7016]
- *Insert Pages* identifies and populates page-number fields based on *Pages Panel* selection. [NPR-6936]
- *OCR* ignores pages already containing active text. [NPR-6910]

Bug Fixes:

- Multi-page TIFF files created via *PDF to Image* cannot be viewed under Windows® XP. [NPR-8483]
- PowerPoint® files containing embedded hyperlinks are not converted to PDF when *Convert links* option is enabled in the preferences. [NPR-8049]
- Printing to *Nitro PDF Creator* from Quicken® 2008 causes Windows to hang momentarily. [NPR-8335]
- Crash when rendering dashed hyperlink borders. [NPR-8326]
- Default stamps not available in localized versions of Nitro Pro. [NPR-8303]

- Text cannot be edited in PDF files created via Oracle® PDF driver. [NPR-8257]
- Changes made to *Quick Access Toolbar* are lost after Nitro Pro is restarted. [NPR-8244]
- Unable to open PDF files using *\Page* instead of *\Pages* in Catalog. [NPR-8231]
- Signing a document moves the view back up to the first page. [NPR-8197]
- *Auto Page Links* fails to create active links from TOC. [NPR-8163]
- OCR downsamples images even when the setting is disabled. [NPR-8160]
- PDF appears blank when *image dictionary* is missing *length* entry. [NPR-8157]
- Inserting the same PDF file into the one being viewed results in incorrect page sequence and duplication. [NPR-8154]
- Crash when combining PDF files using the Windows shell extension. [NPR-8142]
- Word® document hyperlinks / TOC are not active when converted to PDF. [NPR-8135]
- *FreeType2* updated to resolve renderer vulnerability. [NPR-8129]
- PDF to Word ignores page orientation if the source PDF was rotated prior to conversion [NPR-8099]
- Crash when pages are rearranged inside the *Pages Panel*. [NPR-8091]
- PDF optimization increases file size when recursive *Form XObjects* are embedded. [NPR-8056]
- Text rendered by OCR is not highlighted correctly. [NPR-8041]
- Chart axis positions are incorrect in PDF created from specific Excel® files. [NPR-8033]
- *Nitro PDF Creator* sets itself as default Windows printer after PDF creation. [NPR-8028]
- Crash when reordering pages in PDF consisting of combined files. [NPR-8023]
- Hyperlinks are misaligned in PDF files created with the Microsoft Office add-ins. [NPR-8019]
- Difficulty in making accurate text selections, or selecting the first character of a word or phrase. [NPR-7592]
- *Find* tool only identifies special characters when the correct case is used in the search field, even if *case-sensitive* option is disabled. [NPR-7571]
- Install dialog prompts for system-restart after first launch of Nitro Pro via *Terminal Server*. [NPR-7029]
- Not possible to copy / paste Japanese characters. [NPR-7026]
- *Save As* causes crash with specific PDF files. [NPR-6960]
- Images and text cannot be resized when selected together. [NPR-6945]
- *Find* option appearing disabled in the *Copy text* context menu. [NPR-6942]
- *Auto Links* tool ignores hyperlinks. [NPR-6902]
- Converting Polygis® files via Nitro PDF Creator causes file-size, print speed, and content integrity issues. [NPR-6850]
- Bookmarks configured to *Fit Width* summon the wrong page. [NPR-6836]
- *Word add-in* does not include the entire TOC contents in PDF conversion. [NPR-6802]
- Content missing in PDF created from MapInfo® via *Nitro PDF Creator*. [NPR-6755]
- Saving specific PDF files generates error: *Error Reading Object*. [NPR-6702]
- Nitro PDF Creator ignores *Notes* layout when printing from PowerPoint. [NPR-6662]

- Text above watermarks is converted to image when creating PDF from Word document. [NPR-6224]
- Cell contents are misaligned against grid when creating PDF from Excel file using Nitro PDF Creator or Office add-ins. [NPR-5888]

Further bug fixes in release 6.2.1

- Crash when rendering PDF document containing badly formed inline image operators. [NPR-8775]
- PDF forms created by *iText* cannot be edited and cause crash when rendering certain pages. [NPR-8754]
- PDF files created from scanner result in file sizes larger than those created through other systems. [NPR-8713]
- Very high performance delays when printing to Nitro PDF Creator from *ViewOne PRO 1.1.170*. [NPR-8561]
- Error: *internal error module unknown at 10282e90* generated when converting specific Excel® files to PDF. [NPR-8549]
- Text in Word® header is stretched when the document is converted to PDF. [NPR-8493]
- Inaccurate output when printing to Nitro PDF Creator from *OrgPublisher* browser plugin. [NPR-8492]
- *PDF to Image* overwrites existing files with duplicate names without prompting the user. [NPR-8482]

System requirements

- OS Desktop: Windows XP, Vista, 7 (x86 and x64 editions)
- OS Server: Windows Server 2003, 2008 SP1, 2008 R2 (x86 and x64 editions) (Terminal Server and Citrix XenApp™ / Access Essentials configurations supported)
- RAM: 1GB system memory
- Storage: 300MB of available hard drive space
- CPU: Intel Pentium® 4 and above.
- Display: 1024x768 screen resolution
- Additional requirements:
 - Microsoft .NET Framework 2.0 (or above)
 - Microsoft Office 2003 or newer (for Office integrated features)

Installation, upgrade, and removal

Install Procedure

(Administrative privileges are required to complete the installation)

1. Download the installer and double-click to run it.
2. Click *Next* to accept the license agreement, and follow the prompts by clicking *Next*.
3. Click *Install* to begin the install process, and then click *Finish* when complete.
4. Use the License Manager to enter your license code and activate Nitro PDF Professional.

Upgrade Procedure

(Administrative privileges are required to complete the upgrade)

- *If your current version is 5.4 or earlier, follow the uninstall procedure below before running the 6.2.1 installer.*
 - *If your current version is 5.5 or above, you do not need to uninstall before upgrading.*
1. Download the installer and double-click to run it.
 2. Click *Next* to accept the license agreement, and follow the prompts by clicking *Next*.
 3. Click *Install* to begin the install process, and then click *Finish* when complete.

Uninstall Procedure

(Administrative privileges are required to complete the installation)

1. In the Windows Start Menu, select *Control Panel*.
2. In the Control Panel, click on *Add/Remove Programs* (Windows Xp), or *Programs and Features* (Windows Vista / 7)
3. In the list of installed programs, right-click on Nitro PDF Professional and then click *Uninstall*.
4. The uninstall process will prompt you if any running applications must be closed, and will then remove Nitro PDF Professional.

Online resources

- Support: <http://www.nitropdf.com/professional/support/expert.htm>
- Bug submission: http://www.nitropdf.com/professional/support/report_bug.asp
- Suggest Ideas:
http://community.nitropdf.com/nitropdf/products/nitropdf_nitro_pdf_professional
- Knowledge Base: <http://www.nitropdf.com/kb/>